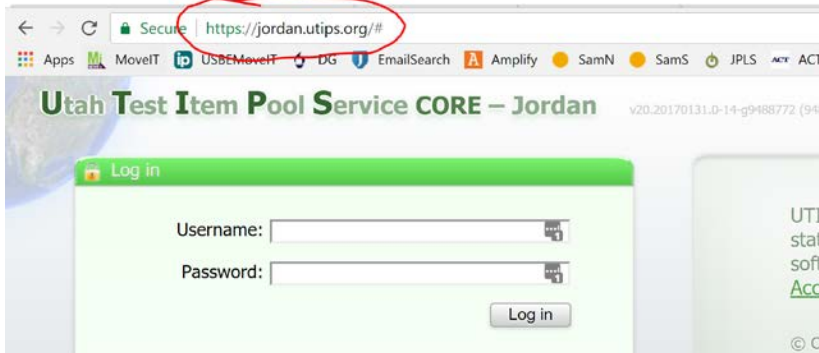


# How to Take the Online US Civics Test Jordan District

1. Go to [jordan.utips.org](https://jordan.utips.org) and enter your login information



Your Username is your SSID

Your Password is your last name in all capital letters.

Example: If I am Robin Hood and my SSID is 1234567, my login information would be

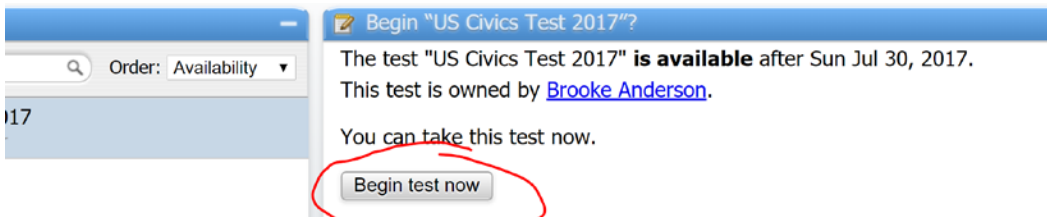
Username: 12345367

Password: HOOD

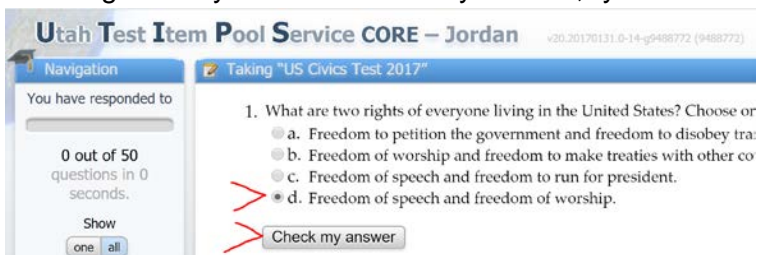
2. Once logged in, click on US Civics Test 2017 to launch the test.



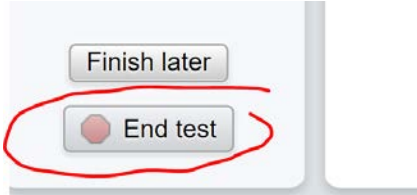
3. A new window will appear with a Begin test now button. Click that button to begin the test.



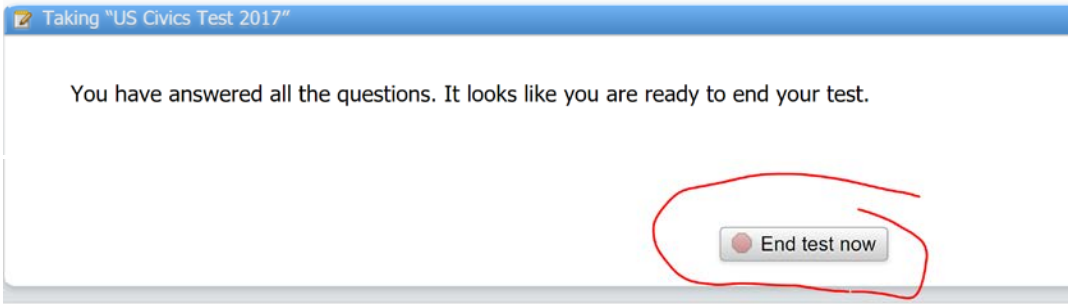
4. Select the correct answers to the questions. You may click "Check my answer" to see if your selection is right or wrong. Once you click "Check my answer," you will not be able to change your answer.



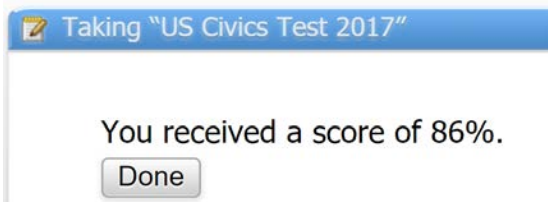
5. If you are unable to finish your test during your testing session, you can click “Finish later” and your test will be saved. When you are finished with your test, click “End test.”



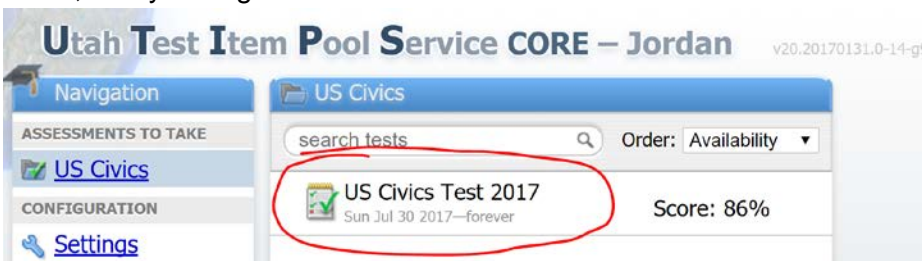
6. Click “End test now” to submit your responses.



7. Your overall percent score will immediately show. Your score needs to be 70% or better to pass off this requirement. Click “Done.”



8. If you would like to retake the test, simply click on the test to launch it again. Your previous responses will be saved, and your highest score will show.



9. If you are done testing, click Log Out in the upper right corner. You and your teacher will be able to see your results by logging into UTIPS at any time.